Shop drawings produced in Mozaik™

Cabinet Takeoff – Summary

Sample Project – 24-Unit Multifamily – Anytown, USA

Cabinet schedule by unit type with SKUs, fillers, panels, crown, light rail and toe kick, and hardware counts, rolled up per unit and for the full 24-unit project.

Project	Sample Project – 24-Unit Multifamily
Location	Anytown, USA
Client	Sample Subcontractor Co. (fictional)
Plan set	Fictional architectural set A-101 to A-501, Rev 0
Building	3-story wood-frame, 24 units (8 per floor)
Prepared	October 2026
Sheet	CB-101

Scope & assumptions

- Kitchen, bath vanity and laundry cabinets per fictional plan set; 3/4" plywood boxes, shaker doors.
- SKUs per standard stock-cabinet nomenclature (W = wall, B = base, SB = sink base, DB = drawer base).
- Corner LS36 base and WDC2430 wall shared between elevations, counted once.
- Fillers and end panels listed as SKUs; scribe and shims by installer.
- Trim LF measured on elevations incl. returns; 10% waste, ordered in 8' sticks.
- Countertops in the countertop takeoff (CT-101); appliances by others.
- Shop drawings produced in Mozaik™: plan view (SD-1), elevations (SD-2) and cabinet list for Unit Type B.

Unit mix

Unit type	Description	SF / unit	Units
Type A	1 BR / 1 BA	755	10
Type B	2 BR / 2 BA	1,200	10
Type C	3 BR / 2 BA	1,389	4
Total	**Residential SF (all units)**	**25,106**	**24**

366 Cabinet boxes

748 Pulls

1,184 Hinges

493 Crown LF

Per-unit and project roll-up

Item	Type A / unit	Type B / unit	Type C / unit	Project total
Cabinet boxes	**10**	**17**	**24**	**366**
Base cabinets	3	6	11	134
Wall cabinets	6	9	10	190
Tall cabinets	0	0	1	4
Vanity cabinets	1	2	2	38
Fillers	2	4	4	76
Panels	0	1	4	26
Doors	16	30	33	592
Drawers (slide pairs)	2	7	20	170
Pulls (5" bar)	18	36	52	748
Hinges (concealed, soft-close)	32	60	66	1184
Crown (LF)	13.50	24.50	28.25	493.00
Light rail (LF)	7.00	17.00	19.75	319.00
Toe kick (LF)	9.25	21.25	35.50	447.00

Trim order quantities

Trim item	Project LF	Waste	LF w/ waste	8' sticks
Crown (3-1/4" profile)	493.00	10%	542.30	68
Light rail	319.00	10%	350.90	44
Toe kick	447.00	10%	491.70	62

SAMPLE – FICTIONAL PROJECT

Shop drawings produced in Mozaik™

Marked-up kitchen elevations – Unit Type B (typical of 10)

ELEVATION A – KITCHEN SINK WALL (UNIT B)

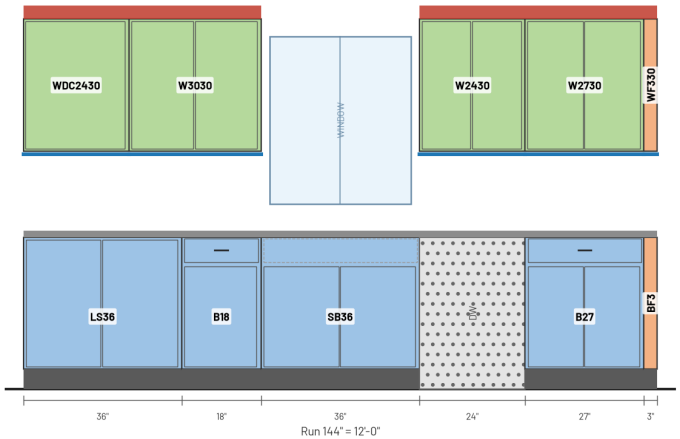

ELEVATION B – KITCHEN RANGE WALL (UNIT B)

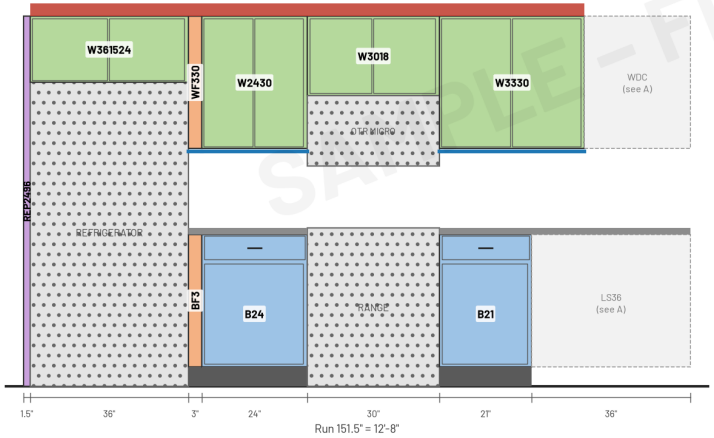

KEY PLAN – UNIT B KITCHEN

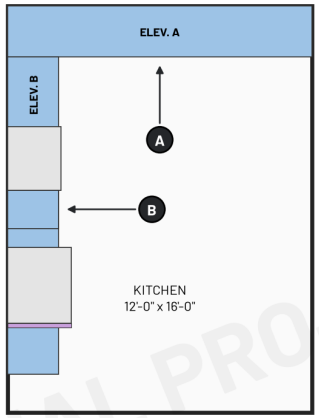

ELEVATIONS C/D/E – VANITIES & LAUNDRY (UNIT B)

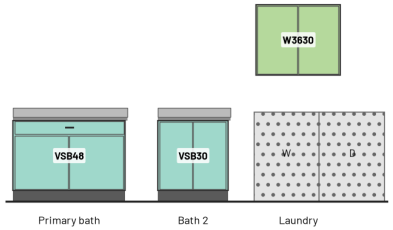

LEGEND

- Base cabinets
- Wall cabinets
- Tall cabinets
- Fillers
- Panels
- Appliance (by others)
- Crown molding
- Light rail
- Toe kick

UNIT B – PER-UNIT ROLL-UP

Cabinet boxes (base/wall/vanity)	17 (6 / 9 / 2)
Fillers / panels	4 / 1
Doors / drawers	30 / 7
Pulls / hinges	36 / 60
Crown	24.5 LF
Light rail	17.0 LF
Toe kick (incl. vanities)	21.25 LF

NOTES

Uppers 30" tall at 54" AFF; crown above 84".
Vanities 34-1/2" box + 3 cm top; laundry W3630 over washer/dryer.
LS36 / WDC2430 shared at corner (counted once).
Hardware: 5" bar pull per door & drawer; lazy susan 1 pull; 2 hinges per door.
Light rail excludes OTR micro and REF cabinet.

SAMPLE – FICTIONAL PROJECT

AXENTRA SOLUTIONS	PROJECT	SHEET	SCALE / DATE	SHEET NO.	
	Sample Project – 24-Unit Multifamily Anytown, USA	Cabinet takeoff – kitchen elevations Unit Type B (typical)	NTS (schematic) October 2026	CB-101	SAMPLE fictional project

Shop drawings produced in Mozaik™

Cabinet schedule by unit type (per unit) and project quantity

SKU	Description	Category	Type A	Type B	Type C	Doors	Drawers	Pulls	Project qty	Project pulls
	Units per type		**10**	**10**	**4**					
B12	Base 12" 1 door / 1 drawer	Base	1	–	–	1	1	2	10	20
B15	Base 15" 1 door / 1 drawer	Base	1	–	–	1	1	2	10	20
B18	Base 18" 1 door / 1 drawer	Base	–	1	2	1	1	2	18	36
B21	Base 21" 1 door / 1 drawer	Base	–	1	1	1	1	2	14	28
B24	Base 24" 1 door / 1 drawer	Base	–	1	2	1	1	2	18	36
B27	Base 27" 2 door / 1 drawer	Base	–	1	–	2	1	3	10	30
DB18	Drawer base 18" 3 drawer	Base	–	–	1	0	3	3	4	12
DB24	Drawer base 24" 3 drawer	Base	–	–	1	0	3	3	4	12
DB36	Drawer base 36" 3 drawer	Base	–	–	2	0	3	3	8	24
SB30	Sink base 30" 2 door, false front	Base	1	–	–	2	0	2	10	20
SB36	Sink base 36" 2 door, false front	Base	–	1	1	2	0	2	14	28
LS36	Lazy susan corner base 36"	Base	–	1	1	2	0	1	14	14
W1230	Wall 12x30 1 door	Wall	1	–	–	1	0	1	10	10
W1530	Wall 15x30 1 door	Wall	1	–	–	1	0	1	10	10
W1830	Wall 18x30 1 door	Wall	–	–	2	1	0	1	8	8
W2130	Wall 21x30 1 door	Wall	–	–	1	1	0	1	4	4
W2430	Wall 24x30 2 door	Wall	1	2	1	2	0	2	34	68
W2730	Wall 27x30 2 door	Wall	–	1	–	2	0	2	10	20
W3030	Wall 30x30 2 door	Wall	1	1	1	2	0	2	24	48
W3330	Wall 33x30 2 door	Wall	–	1	–	2	0	2	10	20
W3630	Wall 36x30 2 door	Wall	–	1	2	2	0	2	18	36
W3018	Wall 30x18 2 door (over OTR micro)	Wall	1	1	–	2	0	2	20	40
W3612	Wall 36x12 2 door (over hood)	Wall	–	–	1	2	0	2	4	8
W361524	Wall 36x15x24D over refrigerator	Wall	1	1	1	2	0	2	24	48
WDC2430	Wall diagonal corner 24x30	Wall	–	1	1	1	0	1	14	14
OC3084	Oven cabinet 30x84, 2 door / 1 drawer	Tall	–	–	1	2	1	3	4	12
VSB30	Vanity sink base 30" 2 door	Vanity	1	1	1	2	0	2	24	48
VSB48	Vanity sink base 48" 2 door / 3 drawer	Vanity	–	1	–	2	3	5	10	50
VSB60D	Vanity double sink 60" 4 door / 2 drawer	Vanity	–	–	1	4	2	6	4	24
BF3	Base filler 3x34-1/2	Filler	1	2	2	0	0	0	38	0
WF330	Wall filler 3x30	Filler	1	2	2	0	0	0	38	0
REP2496	Refrigerator end panel 24x96	Panel	–	1	1	0	0	0	14	0
BEP24	Base end panel 3/4x24x34-1/2	Panel	–	–	2	0	0	0	8	0
IBP84	Island back panel 84x34-1/2	Panel	–	–	1	0	0	0	4	0
	TOTAL (all SKUs incl. fillers & panels)		**12**	**22**	**32**				**468**	**748**

SAMPLE – FICTIONAL PROJECT

Shop drawings produced in Mozaik™

SD-1 – Shop drawing plan view, Unit Type B (shop drawings produced in Mozaik™)

SD-1 PLAN VIEW – UNIT TYPE B KITCHEN

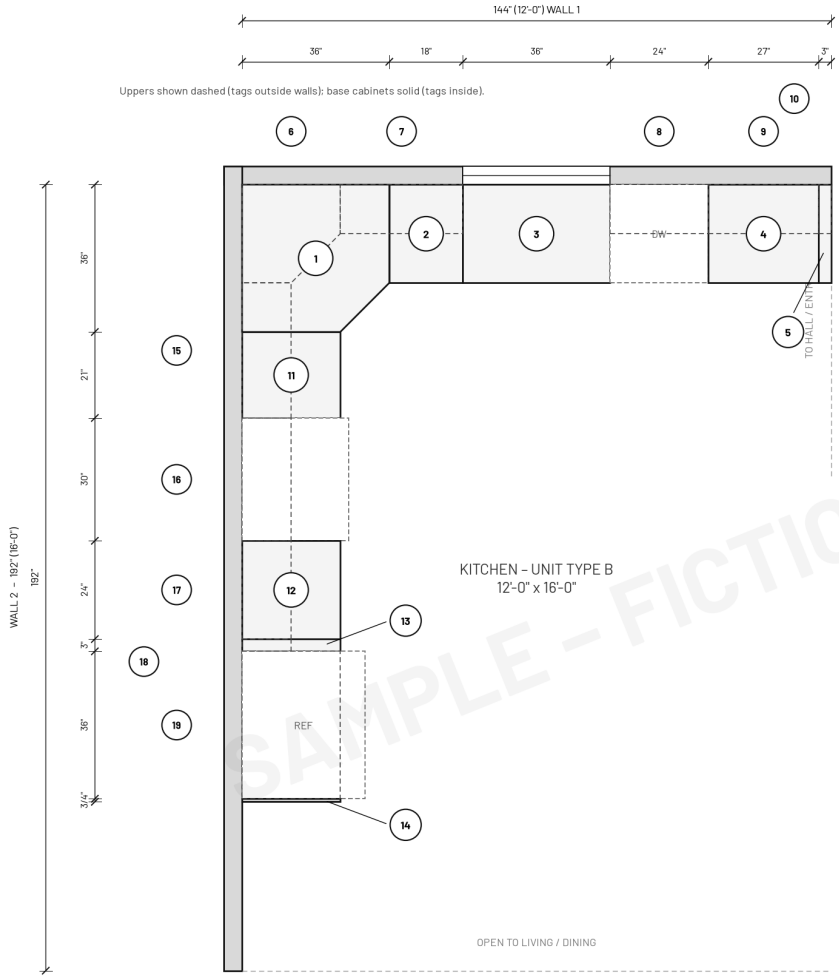

PRIMARY BATH – VANITY

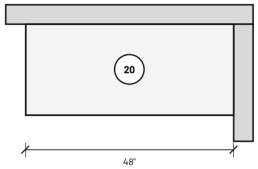

BATH 2 – VANITY

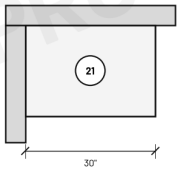

LAUNDRY – WALL CABINET

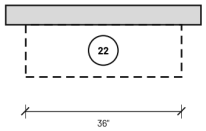

CABINET KEY – UNIT B

1	LS36	36" x 34-1/2" x 36"	W1
2	B18	18" x 34-1/2" x 24"	W1
3	SB36	36" x 34-1/2" x 24"	W1
4	B27	27" x 34-1/2" x 24"	W1
5	BF3	3" x 34-1/2" x 3/4"	W1
6	WDC2430	24" x 30" x 12"	W1
7	W3030	30" x 30" x 12"	W1
8	W2430	24" x 30" x 12"	W1
9	W2730	27" x 30" x 12"	W1
10	WF330	3" x 30" x 3/4"	W1
11	B21	21" x 34-1/2" x 24"	W2
12	B24	24" x 34-1/2" x 24"	W2
13	BF3	3" x 34-1/2" x 3/4"	W2
14	REP2496	3/4" x 87" x 24"	W2
15	W3330	33" x 30" x 12"	W2
16	W3018	30" x 18" x 12"	W2
17	W2430	24" x 30" x 12"	W2
18	WF330	3" x 30" x 3/4"	W2
19	W361524	36" x 15" x 24"	W2
20	VSB48	48" x 34-1/2" x 21"	W3
21	VSB30	30" x 34-1/2" x 21"	W4
22	W3630	36" x 30" x 12"	W5

W x H x D, inches

Shop drawings produced in Mozaik™

SAMPLE – FICTIONAL PROJECT

AXENTRA SOLUTIONS	PROJECT	SHEET	SCALE / DATE	SHEET NO.	
	Sample Project – 24-Unit Multifamily Anytown, USA	Cabinet shop drawings – plan view Unit Type B (typical)	NTS October 2026	SD-1	SAMPLE fictional project

Shop drawings produced in Mozaik™

SD-2 – Shop drawing elevations, Unit Type B (shop drawings produced in Mozaik™)

WALL 1 – SINK WALL

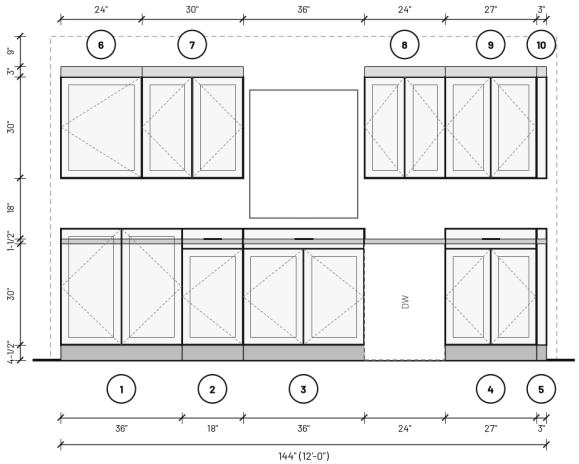

WALL 2 – RANGE WALL

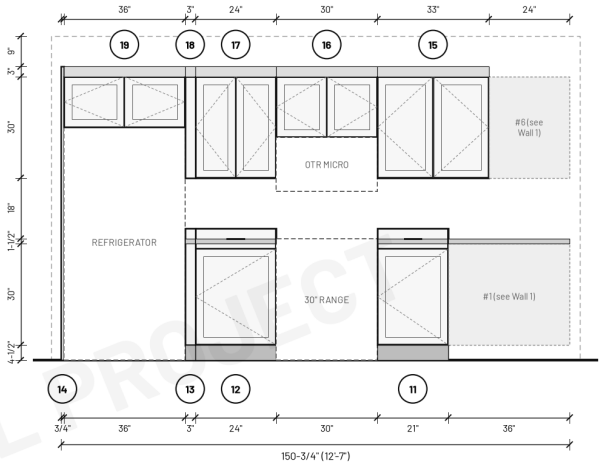

WALL 3 – PRIMARY BATH

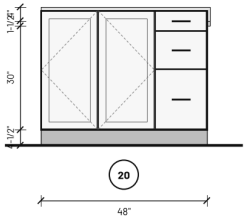

WALL 4 – BATH 2

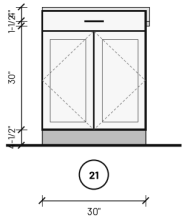

WALL 5 – LAUNDRY

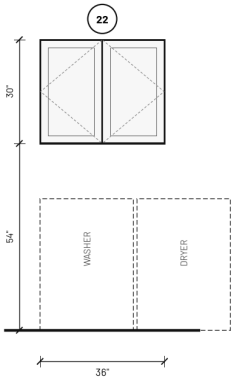

ROOM / CONSTRUCTION

Job	Sample Project – 24-Unit Multifamily
Room	Unit Type B – kitchen, baths, laundry
Qty	10 identical units
Ceiling	96" (8'-0")
Base	34-1/2" box, 4-1/2" toe, 24" deep
Uppers	30" @ 54" AFF, 12" deep, crown 3"
Doors	Shaker, full overlay; 1/8" reveals
Boxes	3/4" plywood, frameless
Hardware	5" bar pulls, soft-close hinges/slides

Shop drawings produced in Mozaik™

AXENTRA SOLUTIONS	PROJECT	SHEET	SCALE / DATE	SHEET NO.	
	Sample Project – 24-Unit Multifamily Anytown, USA	Cabinet shop drawings – elevations Unit Type B (typical)	NTS October 2026	SD-2	SAMPLE fictional project

SAMPLE – FICTIONAL PROJECT

Shop drawings produced in Mozaik™

Cabinet List – Unit Type B (typical of 10)

Cabinet list exported from the Unit Type B shop drawing job (cabinet numbers match SD-1 plan view and SD-2 elevations). Sizes are box W x H x D in inches; fillers and panels are listed as parts. Shop drawings produced in Mozaik™.

Cab #	Qty	Product	Description	Width	Height	Depth	Room / wall	Doors	Drawers	Notes
1	1	LS36	Lazy susan corner base 36"	36"	34-1/2"	36"	Kitchen / Wall 1	2	0	Pie-cut doors, 2-shelf susan
2	1	B18	Base 18" 1 door / 1 drawer	18"	34-1/2"	24"	Kitchen / Wall 1	1	1	
3	1	SB36	Sink base 36" 2 door, false front	36"	34-1/2"	24"	Kitchen / Wall 1	2	0	Tilt-out false front
4	1	B27	Base 27" 2 door / 1 drawer	27"	34-1/2"	24"	Kitchen / Wall 1	2	1	Butt doors
5	1	BF3	Base filler 3x34-1/2	3"	34-1/2"	3/4"	Kitchen / Wall 1	0	0	Scribe to wall
6	1	WDC2430	Wall diagonal corner 24x30	24"	30"	12"	Kitchen / Wall 1	1	0	Diagonal corner, 1 door
7	1	W3030	Wall 30x30 2 door	30"	30"	12"	Kitchen / Wall 1	2	0	
8	1	W2430	Wall 24x30 2 door	24"	30"	12"	Kitchen / Wall 1	2	0	
9	1	W2730	Wall 27x30 2 door	27"	30"	12"	Kitchen / Wall 1	2	0	
10	1	WF330	Wall filler 3x30	3"	30"	3/4"	Kitchen / Wall 1	0	0	Scribe to wall
11	1	B21	Base 21" 1 door / 1 drawer	21"	34-1/2"	24"	Kitchen / Wall 2	1	1	
12	1	B24	Base 24" 1 door / 1 drawer	24"	34-1/2"	24"	Kitchen / Wall 2	1	1	
13	1	BF3	Base filler 3x34-1/2	3"	34-1/2"	3/4"	Kitchen / Wall 2	0	0	Scribe to wall
14	1	REP2496	Refrigerator end panel 24x96	3/4"	87"	24"	Kitchen / Wall 2	0	0	Field-cut from 24x96, finished both sides
15	1	W3330	Wall 33x30 2 door	33"	30"	12"	Kitchen / Wall 2	2	0	
16	1	W3018	Wall 30x18 2 door (over OTR micro)	30"	18"	12"	Kitchen / Wall 2	2	0	Over OTR microwave
17	1	W2430	Wall 24x30 2 door	24"	30"	12"	Kitchen / Wall 2	2	0	
18	1	WF330	Wall filler 3x30	3"	30"	3/4"	Kitchen / Wall 2	0	0	Scribe to wall
19	1	W361524	Wall 36x15x24D over refrigerator	36"	15"	24"	Kitchen / Wall 2	2	0	24" deep over refrigerator
20	1	VSB48	Vanity sink base 48" 2 door / 3 drawer	48"	34-1/2"	21"	Primary bath / Wall 3	2	3	Drawer bank right
21	1	VSB30	Vanity sink base 30" 2 door	30"	34-1/2"	21"	Bath 2 / Wall 4	2	0	
22	1	W3630	Wall 36x30 2 door	36"	30"	12"	Laundry / Wall 5	2	0	Over washer/dryer
	22		**22 line items per unit × 10 units = 220 pieces**					**30**	**7**	

SAMPLE FICTIONAL PROJECT